

TM 9-206

WAR DEPARTMENT

TECHNICAL MANUAL



**BROWNING MACHINE GUN,
CAL. .30, M1919A6**

1 SEPTEMBER 1943

BROWNINGMGS.COM

Collectors Manuals

• High Quality Digital Archives •

BrowningMGS.com/Manuals.htm

This manual is distributed free to the collector community by BrowningMGs.com. You may download it for personal use or redistribute it from another site so long as it remains free.

Thanks to MCP for contributing this manual.

BROWNING MACHINE GUN, CAL. .30, M1919A6

Prepared under the direction of the
 Chief of Ordnance

CONTENTS

	Paragraphs	Pages
SECTION I. Introduction	1- 4	4- 6
II. Operation	5- 9	7- 9
III. Care and Preservation	10	10
IV. References	11-12	11-12

BROWNING MACHINE GUN, CAL. .30, M1919A6




Figure 1 — Browning Machine Gun, Cal. .30, M1919A6—Right Side View

BROWNING MACHINE GUN, CAL. .30, M1919A6

RA PD 79900




Figure 2 — Browning Machine Gun, Cal. .30, M1919A6—Left Side View

BROWNING MACHINE GUN, CAL. .30, M1919A6

Section I

INTRODUCTION

	Paragraph
Scope	1
Description and characteristics	2
Data	3
Precautions	4

1. SCOPE.

a. This manual is intended to provide information about new materiel. It contains instructions required by the using arms for the identification, use, and care of the Browning Machine Gun, cal. .30, M1919A6. These instructions are supplementary to those given in Field Manual 23-45.

2. DESCRIPTION AND CHARACTERISTICS (figs. 1, 2, and 3).

a. The Browning Machine Gun, cal. .30, M1919A6 is a belt-fed, air-cooled, recoil-operated machine gun. It can be mounted on either a bipod or tripod mount. If necessary, the bipod leg tubes can be folded to the rear, and the bipod rest legs used as a front support. It is similar to the Browning Machine Gun, cal. .30, M1919A4 model, described in FM 23-45, except for the following modifications:

(1) A removable metal shoulder stock has been added.

(2) The cover latch has been modified to provide for easier opening of the cover.

(3) The driving spring has been lightened to facilitate retracting of the bolt.

(4) A removable carrying handle has been added for carrying a hot gun.

(5) The barrel jacket has been modified to mount a front barrel bearing and a removable bipod leg assembly and a lock ring.

(6) The bolt latch has been removed.

3. DATA.

Weight of gun with bipod and shoulder stock	32 1/2 lb
Weight of shoulder stock	1 3/4 lb
Length of barrel	24 in.
Sight graduated to	2,400 yd
Cyclic rate of fire	400 to 500 rounds per min
Muzzle velocity:	
Cartridge, armor-piercing, cal. .30, M2	2,775 ft per sec
Cartridge, ball, cal. .30, M1	2,647 ft per sec
Cartridge, ball, cal. .30, M2	2,805 ft per sec

RA PD 79901



1	2	3	4	5	6
INCHES					

Figure 3—Browning Machine Gun, Cal. .30, M1919A6—on Tripod M2

BROWNING MACHINE GUN, CAL. .30, M1919A6

4. PRECAUTIONS.

a. All rust-preventive compound must be removed completely from the gun before firing. To do this, it is necessary to disassemble the gun (FM 23-45 and changes No. 2).

b. In order to avoid serious burns, do not touch a hot barrel and jacket with bare hands. Always use the carrying handle for carrying a hot gun.

c. If the barrel becomes overheated after repeated bursts of fire, the gun must be cleared immediately after firing has ceased. If a round is left in the chamber of an overheated barrel, the heat will cause the round to be fired without pulling the trigger.

d. For additional safety precautions, see FM 23-45.

Section II
OPERATION

	Paragraph
Operation and functioning	5
Stoppages and immediate action	6
Disassembly and assembly	7
Ammunition	8
Organizational spare parts and accessories	9

5. OPERATION AND FUNCTIONING.

a. The Machine Gun M1919A6 functions and is operated in the same manner as the M1919A4 model (FM 23-45).

6. STOPPAGES AND IMMEDIATE ACTION.

a. For information on stoppages and immediate action, see FM 23-45.

7. DISASSEMBLY AND ASSEMBLY (figs. 4 and 5).

a. **Changing Barrels.** To change barrels rapidly:

(1) Grasp the muzzle end of the barrel (use asbestos mittens if barrel is hot), unscrew the barrel, and slide it out of the barrel jacket.

(2) Slide a new barrel into the barrel jacket, and screw the barrel into the barrel extension.

(3) Adjust headspace in accordance with instructions in FM 23-45.

b. **Stock, Bipod, and Carrying Handle.**

(1) To remove the bipod and carrying handle, pry off the lock ring, slide off the bipod leg assembly, and then the carrying handle. To remove the shoulder stock, loosen the wing nut on the clamp assembly and slide the stock with the clamp off the grip.

(2) To assemble, slide the shoulder stock with clamp assembled onto the grip, and tighten the clamp. Slide the carrying handle and the bipod assembly onto the jacket. Replace the lock ring.

c. **Gun.** Further disassembly and assembly of the gun is carried out as described in FM 23-45.

8. AMMUNITION.

a. Authorized rounds for use with this gun are:

(1) Cartridge, armor-piercing, cal. .30, M1.

(2) Cartridge, ball, cal. .30, M1.

(3) Cartridge, ball, cal. .30, M2.

(4) Cartridge, dummy, cal. .30, M1906 (corrugated).

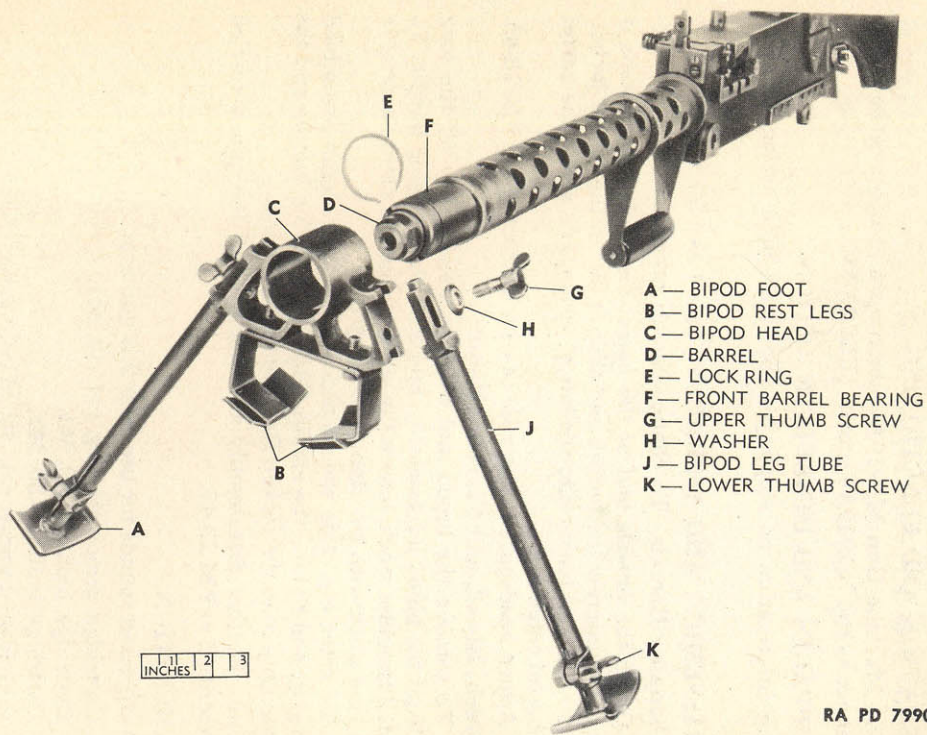
(5) Cartridge, incendiary, cal. .30, M1.

(6) Cartridge, tracer, cal. .30, M1.

9. ORGANIZATIONAL SPARE PARTS AND ACCESSORIES.

a. For information on spare parts and accessories, see FM 23-45.


BROWNING MACHINE GUN, CAL. .30, M1919A6



- A — BIPOD FOOT
- B — BIPOD REST LEGS
- C — BIPOD HEAD
- D — BARREL
- E — LOCK RING
- F — FRONT BARREL BEARING
- G — UPPER THUMB SCREW
- H — WASHER
- J — BIPOD LEG TUBE
- K — LOWER THUMB SCREW

RA PD 79902

Figure 4 — Front of Gun—Disassembled



OPERATION

RA PD 79903

Figure 5 — Rear of Gun — Disassembled

BROWNING MACHINE GUN, CAL. .30, M1919A6

Section III

CARE AND PRESERVATION

Care and preservation	Paragraph 10
-----------------------------	-----------------

10. CARE AND PRESERVATION.

a. See FM 23-45 for the following:

- (1) Cleaning and lubrication of machine gun.
- (2) Care of machine gun in garrison or camp.
- (3) Care of machine gun on the range and in the field (before, during, and after firing).
- (4) Preparation of machine gun for storage.
- (5) Care of machine gun in tropical climates.
- (6) Care of machine gun in arctic climates.

Section IV

REFERENCES

	Paragraph
Standard nomenclature lists	11
Explanatory publications	12

11. STANDARD NOMENCLATURE LISTS.

- a. Ammunition, rifle, carbine, and automatic gun..... SNL T-1
- b. Gun, machine, cal. .30, Browning, M1919A4, fixed and flexible; M1919A5, fixed and M1919A6, flexible SNL A-6
- c. **Maintenance.**
 - Cleaning, preserving and lubricating materials; recoil fluids, special oils, and miscellaneous related items SNL K-1
 - Soldering, brazing and welding material, gases and related items SNL K-2
 - Truck, small arms repair, M1..... SNL B-72
 - Truck, small arms repair, 2½-ton 6 x 6, M7 and M7A1 SNL G-138
 - Current Standard Nomenclature Lists are as tabulated here. An up-to-date list of SNL's is maintained as the "Ordnance Publications for Supply Index" OPSI

12. EXPLANATORY PUBLICATIONS.

- a. **Ammunition.**
 - Ammunition, general TM 9-1900
 - Ammunition, small arms TM 9-1990
 - Small arms ammunition OFSB 3-5
- b. **Maintenance.**
 - Chemical decontamination materials and equipment TM 3-220
 - Cleaning, preserving, lubricating, and welding materials and similar items issued by the Ordnance Department TM 9-850
 - Decontamination, 1941 TC No. 38
 - Defense against chemical attack FM 21-40
 - Field inspection of ordnance materiel by service command inspectors in continental U.S. TB 1100-1
 - Military chemistry and chemical agents TM 3-215
- c. **Miscellaneous.**
 - Qualifications in arms and ammunition training allowances AR 775-10
 - Range regulations for firing ammunition for training and target practice AR 750-10

BROWNING MACHINE GUN, CAL. .30, M1919A6

d. Operation, Functioning, Training.

Basic field manual: Browning machine gun, caliber
.30, HB, 1919A4, ground FM 23-45

e. Ordnance Storage and Shipment.

Instructions and specifications for packaging ord-
nance general supplies IOSSC-(a)
Instructions for marking shipments of ordnance
general supplies IOSSC-(b)
Ordnance storage and shipment chart — group A
— major items OSSC-A

[A.G. 300.7 (2 Aug 43)
O.O. 300.5/4044 (1 Sep 43)]

BY ORDER OF THE SECRETARY OF WAR:

G. C. MARSHALL,
Chief of Staff.

OFFICIAL:

J. A. ULIO,
Major General,
The Adjutant General.

DISTRIBUTION: R 9(4); Bn 9(2); C 9(8); IC 7(2)

(For explanation of symbols, see FM 21-6.)

TMI 9-206

BROWNING MACHINE GUN, CAL. .30, M1919A6